

Grade 6 Career Activities

Launching Xello and Finding the Career Clusters

Go to www.loyal.k12.wi.su

Click on Xello under the Quick Links

Your username will be: **LOY-XXXXXX**

LOY-XXXXXX

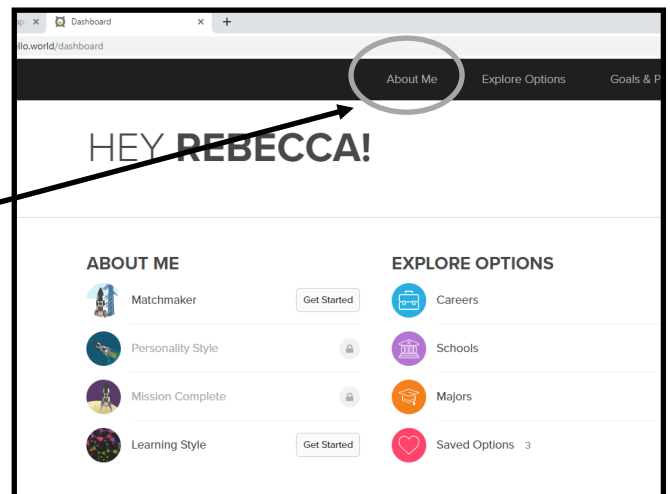
You must type the LOY and the hyphen - First 5 letters of your last name First 3 letters of your first name

Your password will be your birthday: **01012007**

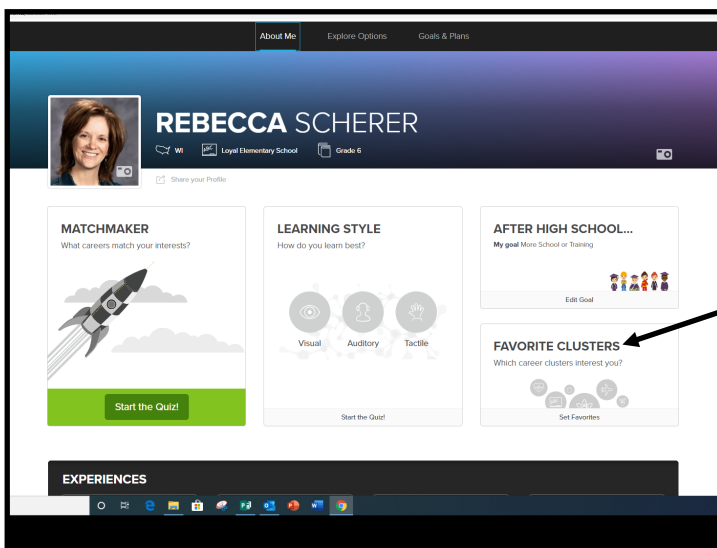
month day year

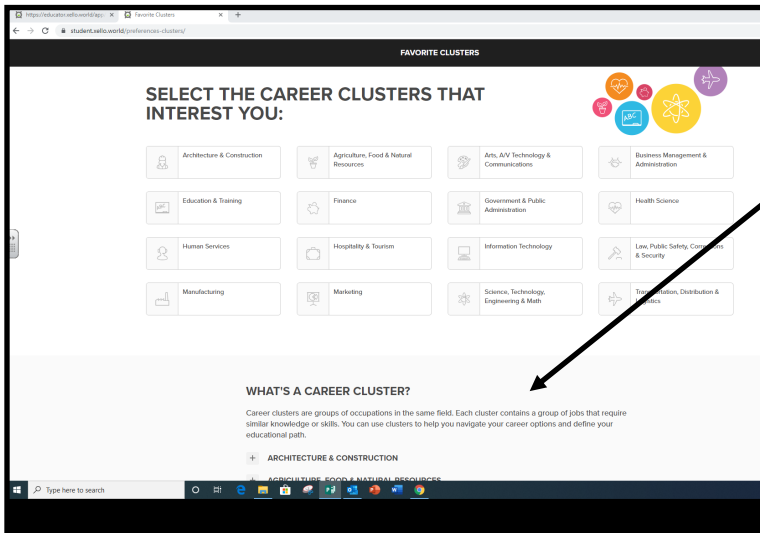
Once you set a new password, you will use the new password next time you launch Xello

From the Xello dashboard, select **About Me**



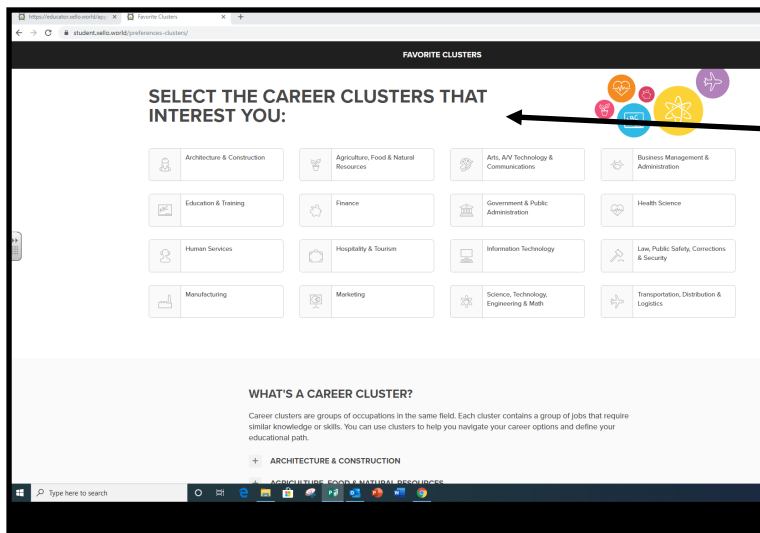
Now click on **FAVORITE CLUSTERS**





Scroll down to the **WHAT'S A CAREER CLUSTER?** area and click the plus (+) signs to read about the 16 Career Clusters

Take a few minutes to review the 16 Career Clusters. Read the descriptions under each Career Cluster.



Scroll back up to the **SELECT THE CAREER CLUSTERS THAT INTEREST YOU** section and select your **THREE (3)** favorite Career Clusters by clicking on the Career Cluster button. When you finish, click on the **DONE** button in the top right hand corner.